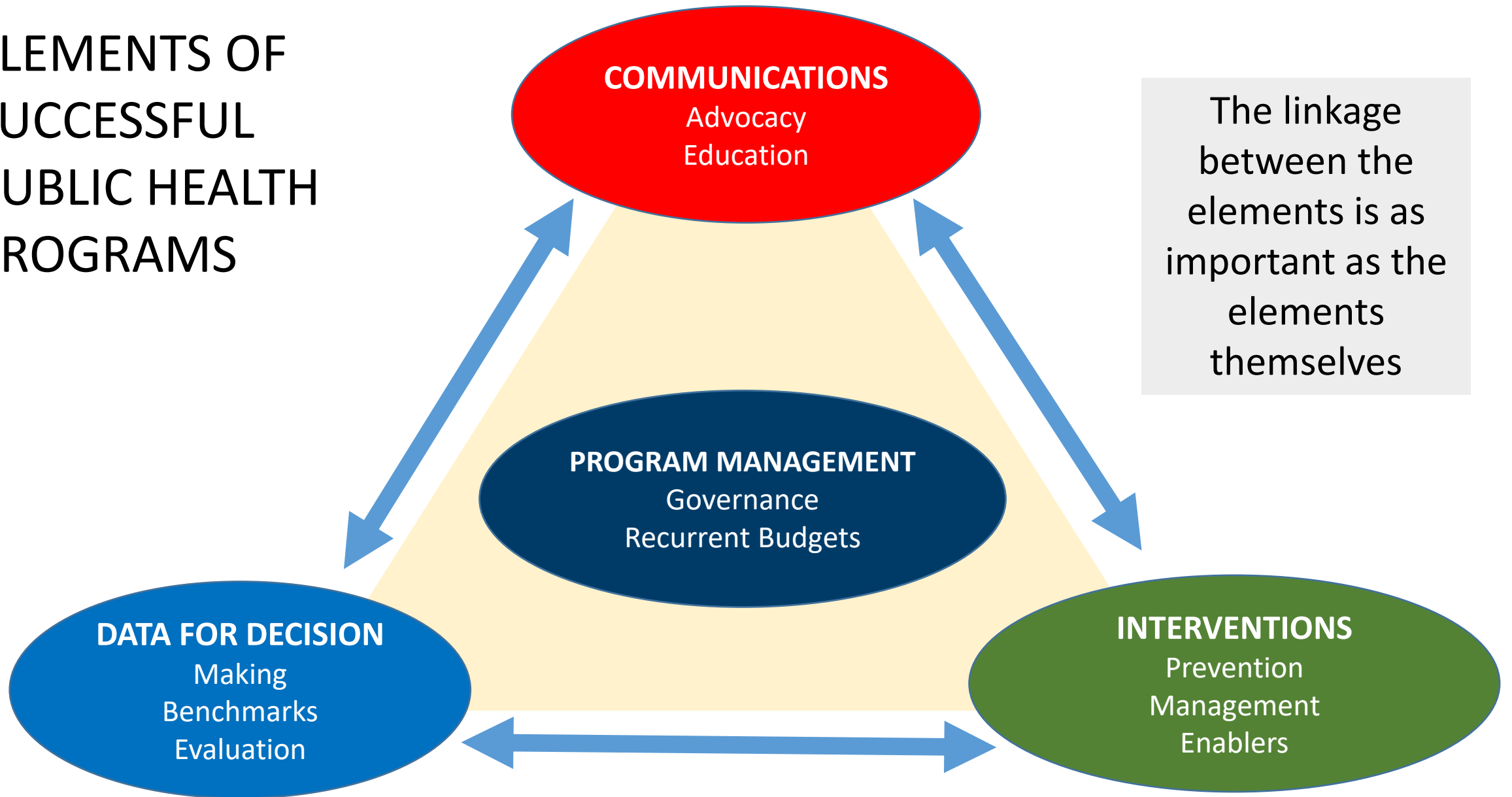




Beating Diabetes Together
**TAKING THE HEAT
OUT OF OUR
DIABETES HOTSPOT**

[LEARN MORE](#)

ELEMENTS OF SUCCESSFUL PUBLIC HEALTH PROGRAMS



DATA FOR DECISION

Making
Benchmarks
Evaluation

Diabetes

4x

4 times risk
of heart failure

2x

2 times risk of heart
attack (leading cause
of death)

2x

2 times risk
of stroke

2x

2 times risk
of dementia

Eyes

Main cause of
preventable blindness

20%

20% more risk
of cancer

1 in 3

1 in 3 develop
kidney disease

2%

2% have
amputation

Our Diabetes Hot Spot

12%

12% of adults in
our community
with diabetes

18%

18% of adults
attending Emergency
Departments or
General Practice
have diabetes

30%

30% of adults
attending Emergency
Departments or
General Practice
have pre-diabetes

22%

22% of adults in
Blacktown Hospital
have diabetes

4%

4% of people
20-44yrs have
diabetes

20%

20% of people age
65yrs or above have
diabetes

1.5-3x

Twice the risk for people from Asia,
Pacific and First Nations people for
diabetes and serious complications

DATA FOR DECISION MAKING

Benchmarks
Evaluation

Emily Prior
Partner PwC



Diabetes in western Sydney

- 12%** of adults in WSLHD community with diabetes
- 30%** of adults attending Emergency Departments or General Practice have pre-diabetes
- 18%** of adults attending Emergency Departments or General Practice have diabetes
- 21%** of adults in Blacktown Hospital have diabetes

Average annual cost of a patient with Type 2 diabetes in western Sydney is **\$16,124**

91,500
people with diabetes
in WSLHD community

Estimated costs **\$1.48 Billion/year**



DATA FOR DECISION

Making
Benchmarks
Evaluation

Cases for Investment



1/5

Over 14 years



1/1.4

Over 8 years

DATA FOR DECISION

Making
Benchmarks
Evaluation

Annul plan

Monitoring all elements
in Year-in-Review



Year-In-Review 2022

Western Sydney Diabetes

COMMUNICATIONS
Advocacy
Education



WEXPO 2022 Parliament House 9th November 2022



Diabetes - our silent scourge

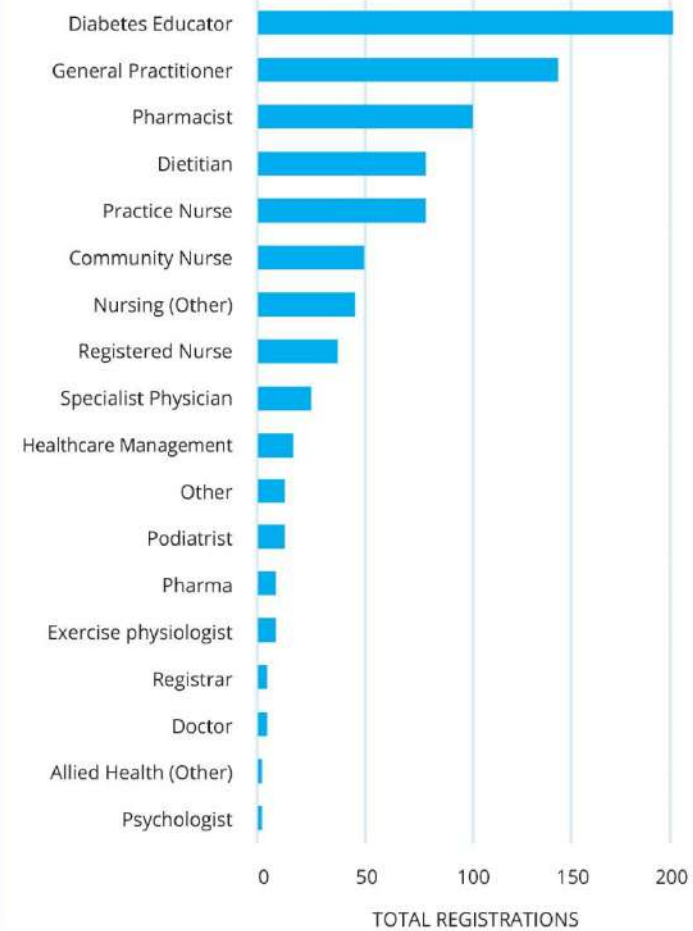


COMMUNICATIONS

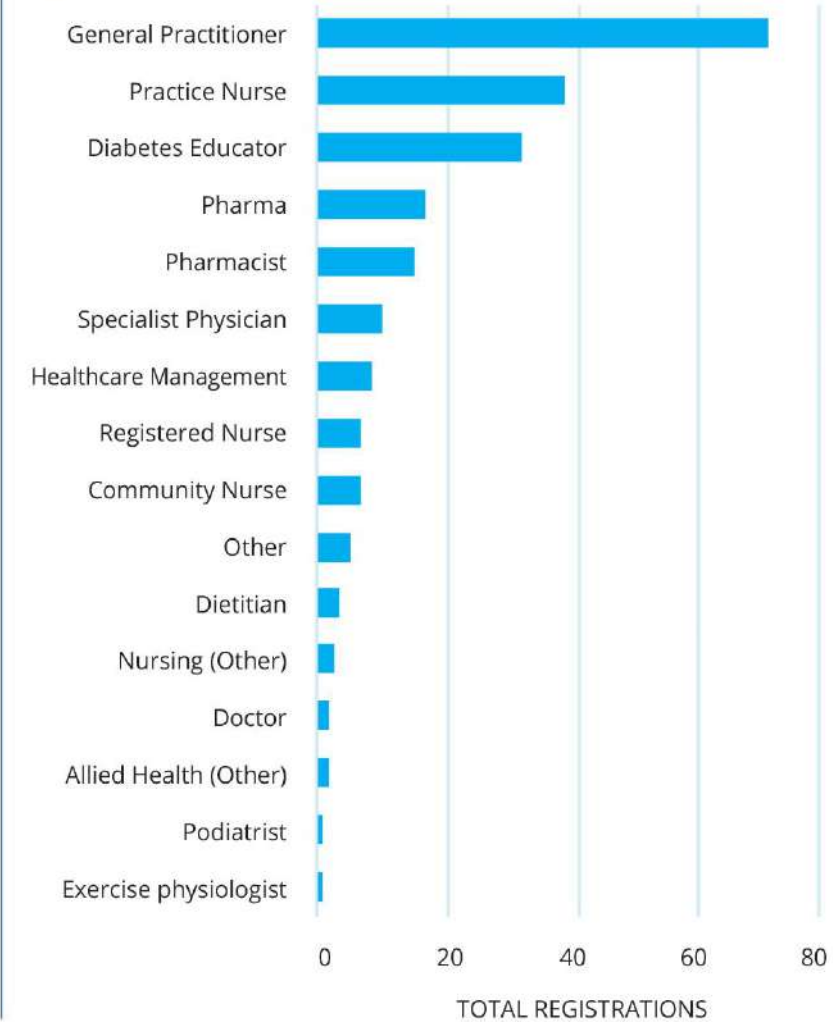
Advocacy
Education

WSD 2022 MASTERCLASS

Virtual registrations for WSD virtual Masterclass series



Registrations for WSD in-person Masterclass



INTERVENTIONS

Prevention
Management
Enablers

WSD FRAMEWORK FOR ACTION



GOALS

1. INCREASE THE PROPORTION OF THE HEALTHY POPULATION
2. REDUCE THE PROPORTION OF PEOPLE CONVERTING TO DIABETES
3. PREVENT & REDUCE HEALTH DETERIORATION & DEVASTATING CO-MORBIDITIES FROM DIABETES



ALLIANCE
ENGAGEMENT



WESTERN SYDNEY
CHANGING DIABETES



ALLIANCE
EVENTS



PREVENTION
HUB



ALLIANCE
PROJECTS



DETECTION



CLINICAL
ENGAGEMENT



DIGITAL
SOLUTIONS



EDUCATION



CONNECT
WITH HOSPITAL
SERVICES AND PHN



PRIORITY &
PLACE-BASED
POPULATIONS



COMMUNITY
& PROVIDER
ENGAGEMENT



DATA FOR
DECISION
MAKING



RESEARCH



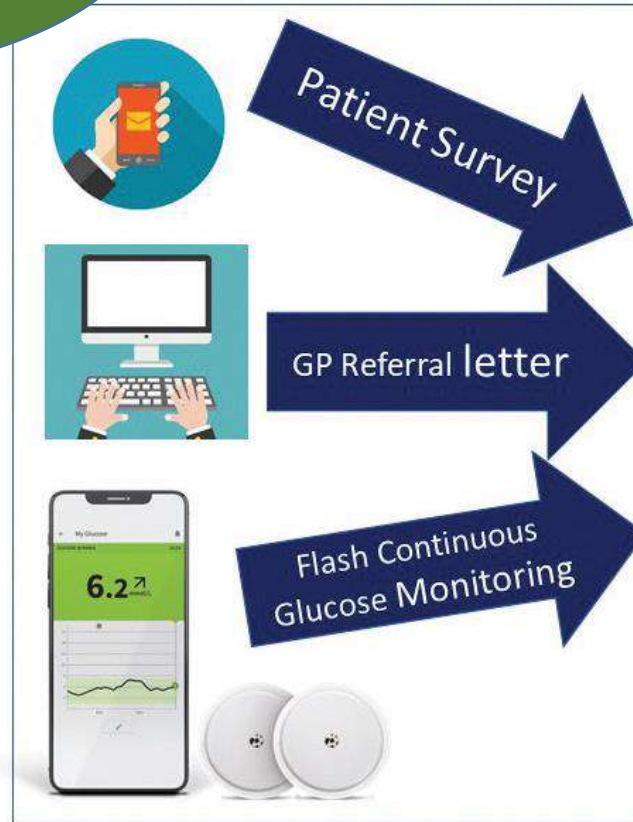
RESOURCE
MOBILISATION

ALLIANCE OF PARTNER ORGANISATIONS: ALL TIERS AND SECTORS OF GOVERNMENT • PRIVATE SECTOR • NGO • UNI & EDU



INTERVENTIONS

Prevention
Management
Enablers



Diabetes Case Conference



Agreed
Management
plan

Follow-up
case
conferences
or discharge

600 Different GP engaging with this Model of Care over the past 12 months

PROGRAM MANAGEMENT

Governance
Recurrent Budgets



GOVERNANCE

EMT (Executive Engagement)

WSD LHD Core Team

WSD PHN Core Team

ALLIANCE 140 Members

WSLHD WSD Core Team

FTE 17.1 Annual \$2.5M

Recurrent Funding rather than project funding

Skill set

Endocrinologists (3); Advanced Endocrinology Trainee Registrar (1);
RMO (1); GP VMOs (4); Nurse Practitioner (1); Diabetes Educators (3);
Dieticians (3); Program Manager (1); Administration Officers (4);
Communications Manager (1); Epidemiologist (1); PhD Students (2)